

JOHN 3:16 FOLDED PUZZLE



1. Print the Folding Puzzle Template, double sided.



2. Cut the Folding Puzzle square out along the outer black edges.



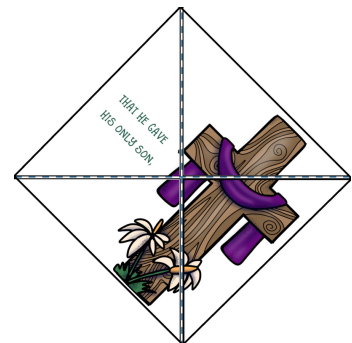
3. Turn the puzzle over so that the children are facing up.



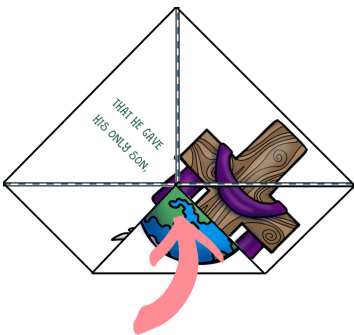
4. Fold the puzzle in half vertically. Open it back up. Fold it in half horizontally. Open it back up.



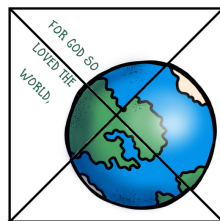
5. Fold one corner up so that the point is touching the center of the square (using your folded lines as a guide). Repeat with all four corners.



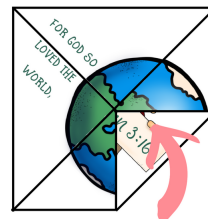
6. This is what you should see now!




7. Again, fold all four corners up to the center.



8. This will be the new image.




9. Again, fold all four corners up to the center.



10. Your folding puzzle is done! Unfold to read the verse. Refold, and play again!






THAT WHOEVER
BELIEVES IN HIM SHALL NOT
PERISH BUT HAVE
ETERNAL
LIFE.



FOR GOD SO
THAT HE GAVE
HIS ONE AND
ONLY SON,

WHO LOVED THE
WORLD

FOR GOD SO





THAT WHOEVER
BELIEVES IN HIM SHALL NOT
PERISH BUT HAVE ETERNAL
LIFE.