


# Doubting Thomas

## John 20:19-31

“ Thomas answered him,  
"My Lord and my God!" ”  
John 20:28




Home pack  
April 19th

Contributors: Jesus Without Language &

Wendy Gutierrez & Flame Creative Kids Ministry

# Using the Material



## How to teach your child

As a parent you know your child better than anyone else, God gave you this child, trust in that knowledge. The aim of this weekly material is to give you something simple you can do with your child to replace the missed church time.

- 1 Talk with your child about how this is your weekly church time alternative
- 2 Gather the materials you need and then sit down and read the story (use the liturgy provided if you want to recreate a service)
- 3 Have your child(ren) choose what comes next - a game to get the wiggles out, a worksheet while you are settled, or a craft.
- 4 Try and end your activities with a prayer.

You will need a printer and some basic supplies like scissors, glue and writing implements, there is also a play dough mat this week. The session is split into these areas. If your child is used to memorising a verse there is also one provided.

### TALK

Here the story is written out in full. You can use this as a script, retell the bible passage in your own words or use a children's bible

### DIRECT

Self paced worksheets - one for under 8's and one for over 8's. There is also a colouring picture and a playdough mat.

### PLAY

Simple games you can play or activities to introduce the ideas or start discussions

### PRAY

A simple prayer to say with your child

### MAKE

Craft ideas with full instructions and templates on separate pages



### TINY

This sign is attached when an activity would be suitable for preschool ages



## About the Authors

### Jesus Without Language

All material is from Kate at Jesus without language unless stated. She is a missionary living in Serbia. She writes kids ministry material on [Jesus-without-language.net](http://Jesus-without-language.net). She also blogs at [MissionMummy.com](http://MissionMummy.com)

### Flame Creative Kids Ministry

Mina from [flamecreativekids.blogspot.com](http://flamecreativekids.blogspot.com) is a Priest in Charge and Pioneer Minister at The Church of England. She has a huge heart for engaging kids in worship.

### Wendy Gutierrez

Wendy serves with Global Outreach International at Unidad Educativa Particular Emanuel in Macas, Ecuador, teaching English and teaching children about Jesus.

# Doubting Thomas

Parents  
sheet



Thomas answered him,  
"My Lord and my God!"  
John 20:28

## PLAY

**Blind mazes...** – We don't get to see Jesus but we can listen to his words and his instructions. blindfold your child and direct them on an obstacle course round the room.

**Declare**– Write the words true and false and stick them to a desk or wall. Have the child point, run or indicate the answer to these statements. How do we decide which statements to believe?

1. A group of owls is called a 'parliament' - True
2. The leaves on a potato plant are poisonous - True
3. In space you cannot cry - True no gravity
4. Women can read smaller print than men - False men are actually a bit better
5. Women can hear better than men - True
6. A duck's quack doesn't echo - True
7. A pregnant goldfish is called a twit - True
8. The inventor of the light bulb, Thomas Edison, was afraid of the dark - True
9. The words "poor" and "poverty" appear over 400 times in the Bible - True
10. Snow White was Walt Disney's favourite animated heroine - False he liked Cinderella.

**TALK** tell this story or a similar one of your choice

**Cuddle up with your favourite bible translation or story book - alternatively here's a version you can use.**

After Jesus' body had been put in the tomb Thomas and the other disciples gathered in an upstairs room with the door locked. Everyone was scared. What would happen if the religious leaders started to punish the followers of Jesus too?

Then on the third morning the women who were supposed to be cleaning Jesus' body came rushing into the room to tell everyone that Jesus wasn't dead, that he was alive. Thomas was really confused now. He wanted to believe the women but were they so upset by Jesus' death that they were making up stories?

Thomas spent many hours thinking. On Monday evening he returned to the upstairs room to find everybody excited and celebrating. They had seen Jesus too, Jesus really was alive!

What should Thomas do, should he believe them? Thomas was so confused and full of doubt. Thomas decided that he needed proof. Thomas wanted to put his fingers in the holes the nails had made when Jesus was put on the cross.

A week later Thomas met Jesus. The disciples were in their room with the door locked and Jesus appeared. Jesus invited Thomas to come touch his hands, to stop doubting and believe. As Thomas touched Jesus his doubt and confusion cleared away. Then Thomas said something amazing. He called Jesus Lord, and he also called Jesus God.

Every week people around the world declare their faith in Jesus, just like Thomas did, by calling Jesus Lord and God! Unlike Thomas we don't get to see Jesus in person, but we believe the words written in the bible about him.



## DIRECT & have a discussion

Over 8's

Under 8's

Colouring

Action Rhyme



## MAKE choose of the following activities:



## PRAY

*Lord help to believe in your big plans when things look dark and ugly. Give us courage and hope and faith in you.  
Amen*



Look out  
for next  
weeks lesson

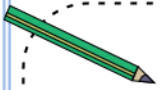


# Bible Heroes

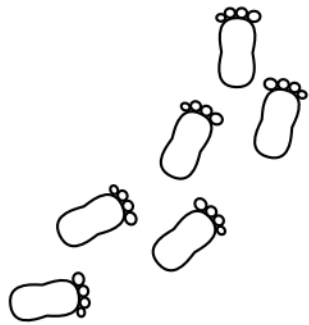
## Doubting Thomas

Thomas may have been full of doubts and confusion but he made some fantastic statements about his belief in Jesus

What do these words say about Thomas'....



Write Thomas' words in John 11:16



Trust in Jesus

Belief / Faith

Hope

Understanding

Fear

Trust in the other disciples

The most famous passage about Thomas happens just after Easter

\_\_\_\_\_ : U \_\_\_\_\_  
 = ε ρ / ϑ ϑ ρ ρ ϑ « ε ϑ + ρ ρ + ϑ = ρ ϑ > ρ ρ  
 I \_\_\_\_\_ in \_\_\_\_\_,  
 ρ > > ϑ « > ρ + ϑ ϑ ρ ρ ρ ρ ρ ρ « ϑ ρ « + ρ = ρ  
 I \_\_\_\_\_ ! \_\_\_\_\_ 20:25 (paraphrase)  
 ρ ϑ ϑ ϑ ρ ε ϑ / > ϑ ϑ > ϑ > ϑ ε « ρ

KEY: + / < = > \ ρ « ϑ ö ÷ ϑ ϑ ρ ε ρ ϑ ρ ϑ ϑ ρ ϑ ϑ ϑ ρ  
 a b c d e f g h i j k l m n o p q r s t u v w

When Thomas does meet Jesus what does he call Jesus?

My \_\_\_\_\_ and My \_\_\_\_\_

These are powerful words. Look at both words and colour the words (blue or green) that mean something similar.

Ruler Authority Creator Divine Master Yahweh

Thomas is most remembered for doubting,  
 Do you think that is fair?  
 Why or why not?

ANSWER: Doubting Thomas said: Unless I see the nail marks in his hands, I will not believe! John 20:25 (Paraphrase)



# Bible Heroes

## Doubting Thomas

Thomas' Friends told him that Jesus was alive but Thomas didn't believe them  
Circle the proof Thomas said he needed before he could believe them.

To see  
his face


To touch  
his hand

To be told  
by others


To hear  
his voice

To touch  
his side


Which hands belong to Jesus?



Which line joins Thomas and Jesus?




Thomas Felt like his world had fallen apart when Jesus died and now Jesus was putting the pieces back. Can you put the pieces of Thomas back together?





# Doubting Thomas







## Instructions

Sing this with your preschooler to the tune of  
'Are you sleeping' follow the actions pictured

**Fearful Thomas,  
Fearful Thomas,**




**Why so scared?  
Why so scared?**

**Jesus is alive!  
Jesus is alive!**



**Why so scared?  
Why so scared?**



# Believe

We see God wherever we  
See light and hope in  
dark and worrying  
times.

# H O P E

Fill the  
letters with  
Play dough.

Who brings  
hope to  
your

Community?



Finish the rainbow with  
Play dough. Say thank you for  
People who bring hope.

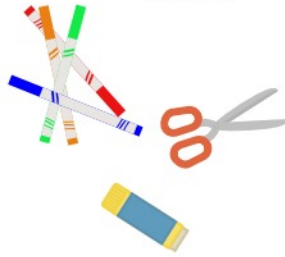




## JESUS IS ALIVE!!



You'll need:  
ribbon  
colour pens  
hole punch  
scissors



## Instructions

Doubting Thomas said that he would not believe that Jesus was alive unless he could see the nail marks in Jesus' hands.


Color Jesus' hands and the words JESUS IS ALIVE!

Cut out the hearts and put in the middle of each hand to remember Jesus loved Thomas and wanted him to believe that He was alive.

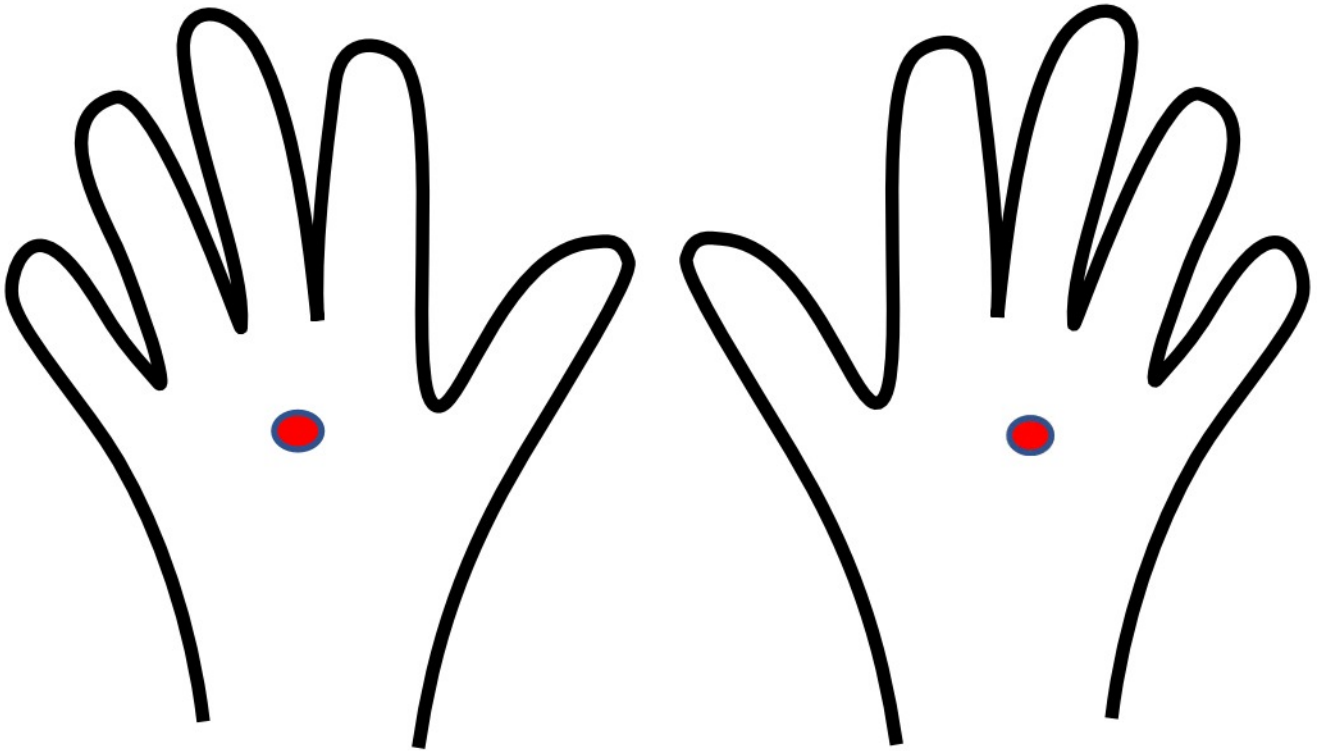


Craft idea from:

**Wendy Gutierrez**



# JESUS IS ALIVE!!





**You'll need:**

- Scissors
- Sticky tape
- Glue stick
- Acetate or transparent packaging



**Instructions**

Cut out all the pieces,


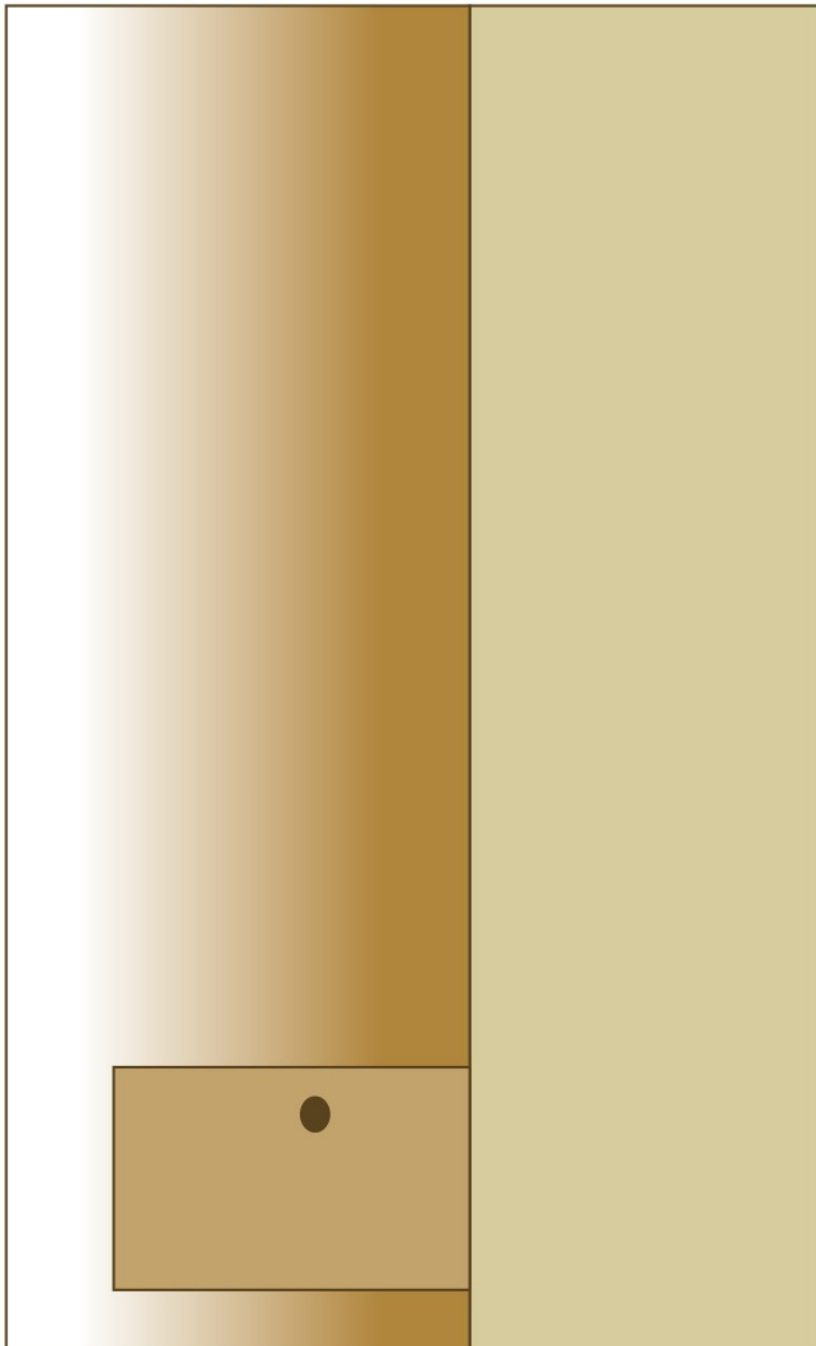

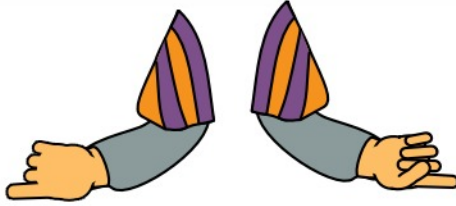
Fold Thomas's shoulder along the line of the coat.


Glue the arms onto the shoulder so the shoulder is sandwiched between the two sleeve pieces.

Glue Thomas and Jesus in position to when the arm is folded it touches Jesus' hand.

Fold the backdrop and place the characters in the scene by folding the supporting glue tabs backwards.


Step by step picture instructions  
On [Jesuswithoutlanguage.net](http://Jesuswithoutlanguage.net)







**You'll need:**

- Scissors
- Glue stick
- Craft knife (optional)



**Instructions**


- Cut out all the pieces.
- Fold along every solid line
- All mountain folds apart from the small tabs on the Jesus piece.
- Remove the slit on the Thomas piece
- Glue the Jesus piece to the inside of what will be the Thomas box - on the reverse side to the star
- Glue the Thomas' body together and the box together.
- As you push the box down Jesus will appear



# Doubting Thomas



**LITURGY** If you would like to hold a service this liturgy is provided

Alternatively watch this liturgy via video (provided by the  Diocese of Newcastle) by going to:

<https://www.newcastle.anglican.org/resources-for-families-children/>

## Opening

Wherever we come together,

**God is with us.**

**God is here.**

We come together to say sorry

We come together to say Thank you

We come together to ask for God's help

We come together to hear God's story

We come together to celebrate God's love.

Wherever we come together,

**God is with us.**

**God is here.**

## Saying Sorry

Hold onto a stone and think about things that you have done this week you would like to say sorry for.

God loves us and forgives us when we are sorry for wrong things we have done.

For times this week when we have made others sad.

**We are sorry.**

For times this week when we have not helped others

**We are sorry.**

For times this week when we have not looked after your creation,

**We are sorry**

For times this week when we have been selfish

**We are sorry**

Put the stone in a bowl of water

As we leave these things behind, may God forgive us and give us a new, clean start today.

**Amen**

## Saying thank you

To join in you will need: some slips of paper, some pens and an empty jam jar (you can join in without this for the first few weeks but can then join in when you have had the time to put some things in the jar!)

Ask each person to draw or write down on one of the slips something they would like to say thank you for and put it in the jar. As we pray, pull a slip out of the jar and say thank you for what is written on it.

Continue to fill the jar during the week.

God, you are amazing and you have given us good things.

We thank you for all your gifts to us.

Thank you for...

Amen

Thank you for...

Amen

Thank you for...

Amen

Continue until everyone has had a chance to say something.



## Story and response

Listen to this week's story or read a story from the Bible. This week is the story of Jesus appearing to the disciples after the resurrection in John 20

I wonder which part of this story you liked the most?

I wonder what surprised you about this story?

I wonder what this story makes you feel?

I wonder where you are in this story?

Do you wonder anything about this story?

## Prayers

You will need: Playdough mat & play dough



Thomas wasn't there the first time Jesus appeared to the disciples and he wanted to see Jesus with his own eyes before he would believe that Jesus was alive. When Thomas sees Jesus face to face he believes but Jesus blesses people who don't see him but still believe. Sometimes when we can't see Jesus face to face it's hard to believe he is really there. Wherever we see hope and light in dark and worrying situations or when we see people helping and bringing hope, we see something of who Jesus is. We see Jesus when we see hope and people helping others.

Use the play dough mat to think about where you see good things and hope in your community. Who helps and brings hope? As you use the play dough mat, say thank you to God for those people.

Jesus, even though we don't see you face to face, we see you in the people who help and bring hope in dark and worrying times.

Thank you for those people. Bless them we pray. Amen.

## Close

Wherever we come together,

**God is with us.**

**God is here.**

May God bless us.

May we know that we are loved

May we know that we are cared for.

May we know God's hope.

**God is with us**

**God is here**

**Amen.**

Extinguish the candle.



This pack was a collaboration between:

**Jesus Without Language**

**Wendy Gutierrez**

Flame: Creative Children's Ministry

Over 80 Lessons onsite

Colouring pages

Worksheets

Story notes

Step by step crafts

Character images

Story cards + more

[www.JesusWithoutLanguage.net](http://www.JesusWithoutLanguage.net)

Want to get involved?

We'd love to collaborate with any creatives to build these packs.

If you would like to be involved please contact

[Kate@Jesus-without-language.net](mailto:Kate@Jesus-without-language.net)